



ASMS visits Manor New Tech Middle School

By Rick Herrington



Manor New Tech Middle School is the second school in Manor ISD to focus on Science, Technology, Engineering and Mathematics. The first was Manor New Tech High School in the district. The goal of Manor New Technology High School is to prepare students to excel in an information-based and technologically-advanced society. The school is committed to leading educational reform and our instructional program encourages students to learn through collaboration with peers, businesses, and the community. Students develop problem-solving skills, interpersonal skills, and the resiliency they need to succeed in a rapidly-changing and competitive world.

Continued on page 4.


WHAT'S INSIDE

- Page 1 ASMS visits Manor New Tech Middle School – By Rick Herrington
- Page 2 Upcoming events – Contests etc.
- Page 3 The President's Notepad – Letters from the President's desk
- Page 6 Rick Cotten's article
- Page 8 Splintered F-16's - by Ben Morton
- Page 10 ASMS Capitol Classic 2017 - by Randy Bumgardner
- Page 12 On The Table - by The Roving Reporter
- Page 14 Next meeting date
- Page 15 Old Rumors and New Kits:
 - Page 15 Shipping News – by Rick Herrington
 - Page 17 The Air Report – by Randy Bumgardner
 - Page 19 It Figures – by Aaron Smischney
 - Page 21 Tracked Topics – by Aaron Smischney
 - Page 23 Miscellaneous - Golzar Shahrzad



Austin Scale Modelers Society (ASMS) is a chartered chapter of International Plastic Modelers Society (IPMS/USA). ASMS meets on the third Thursday of each month. Annual dues for full membership are \$25/individual or \$30/family. The views expressed in this newsletter are those of the authors. It is intended for educational purposes only. ASMS does not endorse the contents of any article.

www.austinsms.org



12/16/2017

ASMS Christmas Party
 exactly 4:52 P.M. 'til close
 Mike Krizan's house - 655 County Road 255
 Georgetown, TX 78633



02/17/2018

ModelFiesta 37
Contact: Len Pilhofer - mfdirector@alamosquadron.com
alamosquadron.com/modelfiesta
 San Antonio, TX

03/24/2018

RiverCon VII 2018
Contact: Andrew Bloom - bloom4him@hotmail.com
ipmsredrivermodelers.org/
 Bossier City, Louisiana
 Region 6 - Southwest

ASMS Officers & Chairpersons

Randy Bumgardner, President; president@austinsms.org
 Aaron Smischney, Vice-President; vicepresident@austinsms.org
 Eric Choy, Finance Minister; treasurer@austinsms.org
 Mike Lamm, Secretary; secretary@austinsms.org
 Rick Herrington, Newsletter Editor; editor@austinsms.org
 Ian Latham, Newsletter Design & Layout
 Ian Latham, Show Coordinator; showcoordinator@austinsms.org
 Mike 'Hollywood' Gilsbach, Webmaster; webmaster@austinsms.org
 Jeff Forster, IPMS/USA Coordinator; chaptercontact@austinsms.org
 Chris Chany, Rumpus and Hokum Abatement Director and Lifestyle Coordinator

Our Sponsors




www.austinarmorbuilders.com



www.kingshobbyshop.com



www.wmbros.com



www.ctsms.org

Phil Brandt (in memorium)
 Eric Choy Angela Forster
 Jeff Forster Russ Holm
 Rick Willaman Jack Johnston
 Mike Krizan Rick Herrington
 Aaron Smischney

IPMS/USA Support the Troops Initiative

The IPMS/USA initiative was established to provide model kits, supplies and reference materials to our servicemen and women serving in combat zones, recovering in hospitals, and rehabilitating in specialized facilities. The program is expanding into other areas as well. Some local programs take place in USO facilities, some are centered around active duty personnel and are scattered across the country. The IPMS/USA Support The Troops program is still going full-tilt. The national program director is Jon Emery. Jon is accepting any and all contributions and is sharing them with all of the active programs around the country.

www.models4troops@gmail.com

The Presidents **NOTE PAD**

By Randy Bumgardner

Well, it's November and we all know what that means. There are turkeys in the air. Not literally, as the hapless folk at WKRP in Cincinnati found out that fateful Thanksgiving almost 40 years ago. If you don't know what I'm referring to, let me help you: <https://www.youtube.com/watch?v=lf3mrgmEdfwg>. It also means Black Friday is around the corner. It's the recently expanded holiday the day after Thanksgiving, where we all gather around the television, cocktails in hand, and watch the news reports of shoppers hitting each other with big screen televisions. Televisions that will most likely stop working before summer.

Back in our little corner of the Universe, November indicates the run-up to our annual Holiday Party! We get to have fun, enjoy good food, and swap gifts. Speaking of gifts, let me get this out of the way. Please do not bring a started and/or incomplete kit for the White Elephant exchange. It boils down to this: if you wouldn't want to receive it, don't give it. It doesn't take much time to open the box and check if anything is assembled or painted. If there is, put it back in your stash and grab another and check again. Here, I'll wait for you...

Now that you have sorted out your gift, Mike Krizan and his lovely wife will be hosting our gathering this year on December 16th. Their abode is up in Georgetown at 655 County Road 255, Georgetown, TX 78633. It will start, like last year's event, at 4:55pm, sharp. Of course, we will need to discuss what food we will devour for our main course. Please bring a side dish to pass and get ready for some fun.

Since we are on final approach to the New Year, now is a good time to start thinking about your membership dues. If you use your Early Bird coupon, the dues for 2018 will be the same as the Early Bird dues from last year: \$20.00 for a single membership and \$25.00 for a family membership. If you embrace the procrastinator lifestyle, not to be confused with the contest - although they seem to go hand in hand, then the dues will increase to \$25.00 for a single and \$30.00 for the family after March 1st, 2018.

In the community outreach department, Daniel Brett of Williams Bros. Models fame sent me an email with an idea he came up with about figure painting demos. He thought it would be a neat idea if some of the fine figure painters in the group performed some ongoing demos throughout the day at a local business in Hutto. He's already approached the manager of the establishment, and they agree it's a good idea. We'll discuss the details at the meeting.

Randy



So, that's it for now. Go build something and bring it to show off!



Continued from page 1.



President Obama visited Manor New Tech High School and lauded its efforts in preparing students for high tech careers. The children selected to go to the schools are done so through a lottery system.

Members of ASMS were invited to Manor New Tech Middle School by Doug Horton, a math teacher at the school. Mr. Horton was doing a unit on proportions and scale and it includes a project where the kids created scale models of objects such as a Spice Box, and eraser or a ruler. The students worked in teams of 4-5. A major goal of the activity was learning to work with others to accomplish a set goal.



The models were made completely out of scraps, so no kits or anything. They were making

models of pretty basic things, as Mr. Horton wanted to make sure they would have time to complete their projects. The items they were making models of include: dice, pink erasers, whiteboard eraser, ruler, a 12 pack of Doctor. Pepper, a box of cumin, and some tables in our building.




Randy Bumgardner, Rick Herrington, Eric Choy, Ben Morton, and Mike Gilsbach spent the day at Manor New Tech Middle School today showing and talking about some of our models and working with the kids on their own scale model projects to learn about scale and proportions.





ASMS spoke to four different classes throughout the day. Randy took the lead in speaking to the students with the rest of us joining in when we had something to add. The students asked lots of good questions and even though it was a Friday paid attention to what we had to say.

For almost all of the students this was their introduction to scale modeling as a hobby. Most of them had never seen what was inside the model boxes they saw on the shelves at Wal-Mart and Hobby Lobby.



ASMS gave them a general introduction to the hobby and related it to the scale models that they were building as their projects.

The team then spoke with each student team and asked them about their projects as to what they enjoyed most about it or what did they think was the most difficult part of it. The team was asked to show their mathematical work and



measurements of the real object.

The visit was stimulating for ASMS members and showed how little public awareness there is of scale modeling in young people.

In order for the hobby to survive young people and their parents must be engaged and made aware of the rewards of scale modeling.

Rick





Austin Scale Modelers Society

invites you to our 53rd annual
Christmas Party and White
Elephant Gift exchange



December 16

at exactly 4:52 P.M. 'til close

655 County Road 255

Georgetown, Texas 78633 Phone: 512.919.5349

Directions and particulars to follow.

.....

“We keep you alive to serve this ship. Row well and live, 41.”

By Rick Cotton



This bit of 1950's Ben Hur dialogue describes most of us. We work, we slave. We row and live. We smile and say “yes, sir,” and “yes, ma'am,” when we really mean “go away and drop dead”, take the task given to us back to our office, or cube, shop, or dungeon, and apply ourselves... with one eye locked in on the clock on the wall. 8 hours a day, 5 days a week, 49 or so weeks a year (I am assuming you have vacation). A few holidays, and “oh, I'm so sick (of it), I can't come in” days thrown in, and we have our annual routine. Year after year, season after season. And the years dwindle down... to a precious few... September... November... oops, sorry.

My typical daily post-work routine looks like this – I come in at about 5:45 or so, depending on the I-10 traffic gods, I smooch Sweetie, sit and have the dinner she has so lovingly constructed, and we chat about goings on of the day. I crack open a cold one, and she sends me out to the shop for model time. About 30-40 precious minutes of spraying paint, cutting plastic, and applying glue, before I rejoin her for whatever the evening's entertainment will be. Often, that evening's entertainment consists of us both collapsing exhausted in our recliners and watching TV. Sometimes, it's something more worthwhile, like a walk, or a bike ride. Lately, I have had the wild hair to do something different – a Japanese garden in my back yard. Actually, I have wanted to do this all along, but



years ago, the ex-wife would roll her eyes at the mention of said garden, much as she did with all my other endeavors. That kind of got old. So did I. So I am now in the process of actually doing it, with the enthusiastic blessing of the new wife, Sweetie. "Actually doing it"... that's something all us old guys should work into our vernacular on a more steady basis. We need to get off our fifty-plus duffs and actually do it. Believe you me, lugging around 60lb rocks is "doing it". I actually BOUGHT a 60lb rock, especially for my garden! Me! BOUGHT a ROCK!

I was so tired of telling myself "some day" I would have a Japanese garden. I went insane, and reached into my wallet to buy... a rock. Have you got a "some day" modeling project? Some wild, off-the-wall project that you have always said you were going to do, whilst swilling a cold beverage and watching TV, or pontificating at a model show? Some major conversion, or massive diorama, or wholly dissected subject with lights and all the guts hanging out? Something so big, BIG, BIG, in your mind, that it will be the culminating triumph of your entire modelling career, and every effort you put forth after that will be shamed in comparison? Something that will sit on your memorial table at your funeral, before it heads off to a museum? Can't you just see the other modelers, standing there, signing your book, and saying...

"Damn he was good. Look at that thing!...Dibs on his 1/48!"

I think we all have those projects in mind. In the back of the mind. Way, way back, behind the stuff we're doing now, and the stuff that's about to come out in our scale, and the Shelf of Doom stuff we ought to finish, but probably never will.


I have mine: on a shelf in the back of my garage, is a 1/350th scale IJN Yamato hull, and a bunch of parts from the same kit, minus the main deck. I acquired this partial kit from a friend, and with a lot of scrap plastic and spare parts from the 100-odd Japanese ships I have built in my past, I will... here we go... ONE DAY... build a kit bashed 1/350th IJN Shinano aircraft carrier! No kit of it exists in 1/350th scale, no. Nothing. This does mean, of course, should I ever spend the necessary hundreds of hours to do this, Hasegawa will release one in this scale

approximately ten minutes after I am done. You vacuform builders out there know this is true. That is ONE DAY project... number one. ONE DAY project number two is a bit more involved. It will require several things, one of which may be my moving to a larger house, or buying the one I rent now. Because I will need a LARGE case. This is due to the 5 or 6 VERY large 1/32's I bought and will build ONE DAY (See? There it is!) I will either have to have a case built, or find a really BIG one. Then I can do that 1/32 HE-111, and JU-88, and Flanker, and MiG-23, and so on... Time's a wastin'. I need to get busy. I need to add one of these to the schedule. Some Day is here, by Heaven.

This article is brought to mind by the recent passing of IPMS Houston member Richard Galindo. May he rest in peace. I hope he got many, many hours of enjoyment from this hobby. And may we all get the enjoyment out of our art that it should bring us, regardless of how good our projects are, whether or not we win anything with them, or how many we can finish. We can never finish them all. Let's pick out a real good one while there's time, however, and finish it.

Today... is Some Day. Don't just row and serve the ship. Do it.

Rick





Splintered F-16's

by Ben Morton

Most aircraft scale models come with built-in color schemes. When modeling a WWII Japanese aircraft you are kinda expected to show up with either a green one or a light gray one. If you like to model Century series (F-104, F-106, etc.) fighters you're more or less stuck with a natural metal finish. And if you're a fan of the SR-71 Blackbird it is forbidden to paint it in any color other than black. Although, you might get away with a deep deep deep dark blue. Modern USAF aircraft (F-15, C-130, etc.) now come in any of color you like, as long as it's gray. Which is not to say that one doesn't have any options when it comes to choosing an optional paint scheme for your latest modeling project.


It is often the case that what was old has all of a sudden become new again. Such is the case with one of the newest color/camouflage schemes for USAF aggressor aircraft. These aggressor aircraft are used to train USAF fighter pilots and others in the latest ploys of potential adversaries. As many of you already know, these aircraft are often painted in the color schemes employed by the actual air forces considered to be potential foes. The latest color/camouflage scheme being used is on the F-16C.



These aggressor aircraft are based out of Eielson Air Force Base in Alaska and feature a three-tone gray splinter scheme. (Not too dissimilar from the splinter schemes used by Germany during WWII.)

To help you model this new color/camouflage option is a set of decals from Two Bobs Aviation Graphics. The F-16C Alaskan Splinters decal sheet comes in either 1/72nd, 1/48th or 1/32nd scale and contain complete markings for two separate aircraft from the 18th Aggres-

or Squadron, June 2017. Any more current and you would need to be stationed at the base. Contact your local recruiter.

The decals are printed by Microscale Industries on the barest amount of carrier film. All appropriate stencils are included. You even get markings for the jet intake plugs (FOD covers). Neato! Additionally, there are decals (running just below the canopy) for specific pilots. Walkway striping on the wings and





fuselage is supplied in black and white as are various stencils. Two Bobs Aviation Graphics has thought of everything. They even supply cute silhouettes of the state of Alaska. All you need to do is mask properly by simply following the pattern provided. [Note: Pay attention to the splinter pattern when masking, the stars and bars for the wings are printed in two tones of gray to coincide with the splinter pattern.]

My thanks to Two Bobs Aviation Graphics for the review copies. Gracias. Although, beinshow this company is located in Ft. Worth, Texas maybe I should just say... appreciate ya.

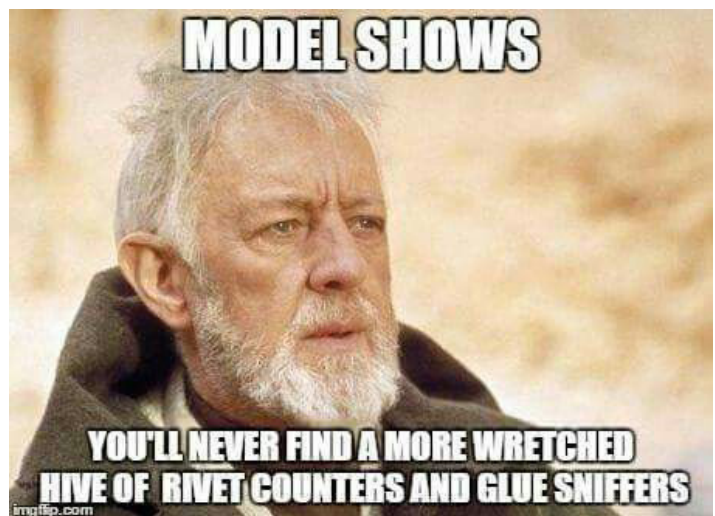
<http://www.twobobs.net/>

All three sets of decals (1/72nd, 1/48th,& 1/32nd) are sized for the Tamiya kits but they will work for any other manufacturer. The other available kits are:

- In 1/32nd: Academy
- In 1/48th: Hasegawa and Kinetic
- In 1/72nd: Hasegawa

There are a couple of items to bear in mind when considering Two Bobs Aviation Graphics decal sheets. These are limited run sets, so order now. With few exceptions, they don't do reprints. The other is that within the United States there is no charge for shipping. You folks in Canada or Mexico, it's gonna cost ya. Not a lot, but it won't be free.

Ben





ASMS Capitol Classic 2017 'To move... perchance to dream...'



By Randy Bumgardner



The Austin Scale Modeler's Society did the unthinkable last month and changed the location of their show. Some said your numbers will go down, others mentioned the remote location, and still others just said go for it. So, we did go for it. From the comfy, yet overpriced, confines of the Norris Conference Center on Anderson Lane, we emerged and trekked out to the vast grasslands of Decker Lane and the Travis County Exposition Center. The spot was perfect – plenty of parking, free of course, and a lot of indoor space to boot. The icing on the cake was everything fit into a single, expansive room. Gone were the days of squeezing everyone and everything into five separate rooms and hallways. I could scan the room and find who I was looking for – aided by my height, of course. There was food on-site as well, and I heard it was pretty good – albeit a tad pricey in a captive audience sort of way.



Contrary to the naysayers, the numbers for the show exceeded the previous shows with 112 contestants entering 463 models. We had more

than enough space on the tables to accommodate all of them. We had a great turnout for our inaugural show at the new digs. Modelers from around Texas showed up to show off their best efforts. We even had a contestant from Japan – I guess he heard about the great food. I overheard many discussing the new venue in very pleasing tones. I also had several members from the Houston and San Antonio club come up to me and congratulate the club on a job well done. They especially liked the the new location – a big, single room with plenty of parking in a remote location. Yes, you read that correctly – a remote location.

No one had to deal with the city traffic to find the place. We even had a good number of general admission folks pass through the doors with their



kids in tow. The most important part was everyone having fun. People were chatting with friends they haven't seen in a while, or arch-enemies whose models were sitting side by side on the contest tables. Do modelers really have arch-enemies? Nah..

of this Merry Band of Modelers, I'd like to extend a heartfelt Congratulations and Great Job to everyone who helped make the 2017 Capitol Classic a great success! An extra big congratulations goes to our first-time show coordinator Ian Latham for pulling it all together. I'd also offer a big round of applause to the contestants who made the show what it was – a success. Let's see if we can top it next year... stay tuned.



Best of Show ASMS 2017 by Alex Deleon



The 'Goon Squad'
Dave Bottger, Chris Chaney, Tim Robb & Chuck Konefsky



Get a ticket and take your chance!



Show Theme Award ASMS 2017
"Old Dog, New Tricks"
American LaFrance Transporter



Rick Herrington's 'Make 'n Take' table

Overall, the move this year proved to be beneficial, and ASMS pulled off a great show. As President

Randy






On The TABLE

By Our Roving Reporter

This month's model meeting was a "Bondo" quarterly contest. Entries had to be completed models from Phil Brandt's collection. The winner has his name added to the "Bondo" award plaque. Mike Lamm was the winner with his Airfix 1/48th BAE Hawk 127.

Bob Bethea continues to awe us with his productivity. He brought in several flats, a 1/72nd scale Long Range Desert Group diorama, a female sorceress figure and his Tokyo School BUS MAK complete with a Japanese School Girl pilot.





Mike Gilsbach brought in a Bandai 1/48th AT-ST from Star Wars



and an Accurate Miniatures 1/48th B-25.



Rick H brought in an Esci 1/35th IDF M60 with



Blazer and a resin Alien Face Hugger.



Eric Choy brought in a Meng World War Toon Sherman.



Alex Gashev brought in his finished Vietnam era Tamiya M-48 in 1/35th scale.



Spencer brought in a Games Workshop Warhammer Emulator tank.





Last but not least Ron McCracken gave us a glimpse of his next project and the goodies that are going to be added to it.



The project is a Revell 1/72nd PB4-Y-2 Privateer.



Rover



ASMS MEETING

Third Thursday each month
7:00pm - 8:45pm
at the
Old Quarry Branch Library
7051 Village Center Dr.

Next meeting November 16th, 2017

No Reservations Necessary!



Time to Nickle and Dime.

ASMS Club Dues Are Due!

Annual ASMS club dues are \$25.00/individual
or \$30.00/family.

You may bring your dues to a club meeting or remit same
to Eric Choy, 13213 Marrero Drive, Austin, TX., 78729.



OLD RUMORS/NEW KITS

Rick Herrington, Randy Bumgardner, Aaron Smischney, Golzar Shahrzad

Shipping News

By Rick Herrington

1/700

Lots of new releases in 1/700th scale this month.

Flyhawk starts us off with a release of the famous British battleship HMS Prince of Wales (1941). Flyhawk is known for their detailed photo etch upgrade sets.



HMS Prince of Wales took part in the action with Hood against the Bismarck. She was later sunk by Japanese aircraft along with the battleship HMS Repulse.

Fujimi is releasing the IJN Carrier Shinano. This



was the last of the Yamato class hulls that was converted into an aircraft carrier.

Kajika is releasing the IJN Battlecruiser Hiei (1915).



Pit Road has two releases coming in December. The first is, surprise...IJN Yamato Fianla Version



The second is the Russian Navy Missile Cruiser Kirov.





Meng has two releases that are at your local hobby shop now.

The first is DKM Bismarck.



The second is the battleship USS Missouri.



Veryfire is releasing a Montana class US battleship the USS Louisiana BB-71




Fujimi is releasing the IJN Carrier Battleship Hyuga



Finally, Combrig is releasing an 1894 vintage destroyer HMS Banshee. Combrig kits are mostly resin with photo etch and some metal parts.



That's it for this month. Pull a model from that stash and build it!



Rick



1/350

Only two releases this month in 1/350th.



The Air Report

By Randy Baumgardner

It's that time of the month again – when we preview some cool aircraft models. It's November, so this month's cache can be listed on everyone's list for Santa. Let's dive right in!



This month's big winner is Airfix, who is releasing/announcing a plethora of goodies. Fresh for release in December, Airfix will be bringing out a newly tooled 1/72 North American B-25C/D. Two marking options are included with the kit, one for the 'C' and another for the 'D'. There are a lot of other options out there in the form of 3rd party decals.

Also up for release in December is the 1/72 McDonnell Douglas Phantom II FG.1. This is the version with the Spey engine and is a refreshing release as this version doesn't see the light of day too often. It



contains loads of options and weapons. Some of the options are an extended nose strut, folded wings, and poseable leading edge and trailing edge flaps. I'm still looking for a nice 1/48th scale version... Airfix?



Airfix, with another December release, is bringing to market a 1/48 Hawker Sea Fury FB.11. I haven't heard any news of this one with the exception of the announcement. Two marking options, both for the Royal Navy. One serving on the HMS Glory during the Korean War, and the other a restored aircraft representing an FB.11 the flew with 802 Naval Air Squadron at RNAS Eglinton in 1948. Interesting.



Next up is Roden, who have a couple of interesting releases on deck. Both of these have been announced, although no release date has been given. The first is a 1/32 Cessna O-2A Skymaster. I'm not completely sure, but I'd wager markings for a FAC aircraft and perhaps a camo psyops aircraft. As long as the "Don't shoot" decals are in there, it will be cool.

Marsh Models have an interesting release that's out



now. They recently released a 1/32 Supermarine S5. This kit is a resin kit of the famous racer of Schneider Cup fame. It comes with photoetch details and white metal parts, and can be built as one of the 1927 entrants or the single 1929 entry. They are only making 150 of these, so you'd better hurry if you want one. They are putting the "limited" in limited edition.



Also up is Tarangus, who are producing fine Swedish aircraft that might not otherwise be produced. This time they are releasing, in conjunction with Special Hobby, a 1/72 SAAB JA37 Viggen. They both jointly released the 1/48th scale version of this aircraft a while ago and now they've scaled it down. The kit is scheduled to hit the shelves in early 2018.



And last, but certainly not the smallest by a long shot, HpH is set to release their 1/48 Consolidated B-36. I'll let that sink it for a second – 1/48th scale B-36. If you had plans to build an extension on the house, now is the time. It's a limited release of 1000 kits. So, you should get while the gettin' is good! It's

a multimedia kit with fiberglass fuselage and wings, lots of resin and photoetch, and probably metal gear. I have not heard a price on this beast, but I think it will not go easy on the wallet.

That's it for this month! Go forth and build!

Randy



100 Years Ago Today:

[November 7th, 1917] Women's Suffrage in the United States: Women won the right to vote in New York State.

[November 7, 1917] October revolution: The Bolsheviks lead an insurrection to overthrow the Provisional Government and stormed the Winter Palace with little resistance and arrested the remaining members of the Russian Provisional Government.

[November 9th, 1917] First flight: Siemens-Schuckert DDr.III



[November 10th, 1917] The Third Battle of Ypres (also known as Battle of Passchendaele) ends.

[November 11th, 1917] The U.S. Navy destroyer "Little" was launched by the Fore River Shipyard in Quincy, Massachusetts. It became the ship that transported U.S. President Woodrow Wilson and his delegation to the 1919 Paris Peace Conference.

[November 11th, 1917] The Royal Flying Corps established air squadron No. 108 and The "Luftstreitkräfte", the air arm of the Imperial German Army, established air squadron "Jagdstaffel 79".



It Figures

By Aaron Smischney

Welcome to It Figures! Lets take a look at what's new in the figure world!




Let's start off with a new piece from the hands of Raul Garcia Latorre, "Urhuk the Savage". That is one big brute. I see a lot of Conan influence in him. This one will be available from Black Crow miniatures.

Scale 75 has some new announcements that look very good.

First up is a bust or a 75mm figure of "Mary Read" a famous female pirate. I am pretty sure the real Mary didn't look this good but I'm not going to complain.

I was lucky enough to take a painting class with Julio Cabos up at scale 75 in Dallas and got to practice on this bust. It's very high



quality and a great sculpt. The right arm has your choice of holding a pistol or an apple (with a bite out of it) also the brocade on the corset is in the sculpt (very faint) so it's not too difficult to paint.

The other new release from Scale 75 is a mighty fine dwarf that I can't wait to get my hands on "Broin Bearsonn"



Next up is a bust tri of busts in 1/9th scale from Mitches' Military Models, a set called "WW2 US tank crew" but I bet you can guess what they are supposed to represent.



I'd get these but I think my wife would be FURYious.... I know Mitches' usually sticks to trios. It's too bad they won't do the whole tank crew (just missing two)



Tartar miniatures has a new 1/9th scale bust of "K'inich J'anaab Pacal" a Mayan emperor that looks very cool.



Let's finish off with something neat and tiny!

Oniria Miniatures
(<http://www.oniriainiatures.com/>)



Stalingrad has a new 1/16th offering, a German Infantryman, Grossdeutschland Division 1943.


The next one from Stalingrad is an 75mm and is based on a painting, this one titled "Madam de..."

I certainly applaud them for stretching out from doing just 1/35 scale and for doing some interesting subjects.



has some 28mm Napoleonics that look like they have some superb detail for being so small.

Aaron






Tracked Topics


By Aaron Smischney

Greetings armor fans and hello armor curious!

Let's start out on the small side with a new announcement from Dragon, a 1/72 Finnish BT-42. This is a Finnish modification of the soviet BT-7 tank (precursor to the t-34) adding a big howitzer and increasing the turret size.



Sticking with small scale, Trumpeter has a new 1/72 T-28.



This was a very big tank, but not very successful. It makes for an impressive model, even in 1/72.

If you want something much bigger Meng has you covered, with a new modern tank transporter. The M811 C-HET with semi-trailer in 1/35th scale.



This big guy comes with a complete cab and poseable front wheels.

Next from Meng is a new Merkava MK-4M in 1-35th scale.



This is a most welcome release as the existing kits had some dimension issues. Meng's Merkavas have been very nice and I am certain these will follow suit.



For 1/35 modern Russian lovers out there Trumpeter has two more tanks for their lineup, a T-72B2 and T-80UD MBT.



Finally Takom is following up their early Lee with a new late Lee



Those are my highlights, till next time!

Aaron



New Kits and Publications Every Week!

King's Hobby

Modeling With You Since 1973

Takom 1-35 Merkavas



Kittyhawk 1-35 MH-6 Little Bird



Revell of Germany
USS Fletcher
Platinum Ed.

Wingnut Wings 1/32
Jeannin Stahltaube (1914)



Zoukei Mura 1/48 F-4C Phantom II

Order
Yours
Today.

8810 N. Lamar Blvd., Austin, TX 78753
(512) 836-7388

kinginfo@kingshobbyshop.com
http://www.kingshobbyshop.com



Sundries

By Golzar Shahrzad

Good Smile Company has an auspicious new release for next year, the 1/150th scale Soyuz rocket and transport train. Taking a page for master grade Gundam kits it is molded in eight different colors.



While not exactly a snap fit kit some of it will go together without the aid of glue. Good Smile Company will also include the Soyuz capsule with posable solar panels and a display stand with this kit.



For some time now ship modelers have been able to get after-market wooden decks for their latest project. Also for some time, several companies have been marketing cartoon ships. (Think egg planes but on the sea.) Now Artwox is now offering



a wooden deck for the Meng Models kit of the USS Lexington. Can photo-etch railings and super detail sets be far behind?

Tamiya is re-releasing two of their 1983-era motorcycle engine kits. These injected molded engine kits come with a display stand and are in 1/6th scale. The Kawasaki Z1300 and Honda CB750F should be available very soon.



Speaking of old things being new again, the Lindberg Line has two ship models re-emerging from the fog: a Q Ship and the USS Carronade. The Q Ship, in 1/390th scale, was a sea raider used during



WWI as a sub trap. The Q Ship would chug along hoping to lure a U-boat to the surface. When it did they would blast away from disguised gun positions on board. The USS Carronade, in 1/170th scale, was an inshore fire support ship. The USS Carronade was armed with twin 40mm anti-aircraft mounts,



one five inch gun, and eight Mk 105 twin rocket launchers.



These are old kits and as such may make better tub toys than ship models, but with a bit of effort a nice display piece can be had. Besides, the re-release of these older kits does kinda stick it to some purveyors on Ebay.

For those of you that enjoy the offbeat or unusual, RVHP Models has a Curtiss XF-15C coming soon. The Curtiss Stingaree was their entry into the hybrid competition with the Ryan Fireball. This 1/72nd

CURTISS XF-15C STINGAREE

U.S. NAVY COMPOSITE POWERED FIGHTER
DECALS FOR SECOND PROTOTYPE WITH LATE TYPE TAIL

RESIN KIT WITH STRONG POLYURETHANE LANDING GEARS
SCALE 1:72 www.rvhmodels.cz KIT No.72113

www.rvhmodels.cz

www.rvhmodels.cz

scale kit is in resin with some polyurethane landing gear. There are two boxing's of the kit with either the early style tail or the late style model.

The contest winner for goofiest looking airplane of all time may go to the Kalinin K-12. This was a

1935 design for an experimental Soviet bomber. The 1/72nd scale injected molded kit is from Mikro-Mir and features a rather unique finish, one that is duplicated with decals. The feather imitation was a product of the technique used to varnish the real aircraft.



DefModel has another multi-scale figure for your enjoyment. The Modern Female Mechanic is available in either 1/16th, 1/20th, 1/24th, or 1/35th scale. The Modern Female Mechanic is 3D sculpted and printed in resin, comes in eight pieces, has two hair-styles, and a workshop base.

Modern Female Mechanic Crew

"Jennifer"

1/16
DF16003

1/20
DF20005

1/24
DF24002

1/35
DF35015

DEF.MODEL 1/20 Jennifer
Painted by Calvin Tan



Our Czech Republic pals, Plus Models, have a 1/35th scale Gas Station that should be available soon. The resin kit also features some laser cut wooden parts, photo-etch, and decals. I could not find out whether or not this release is a facade or full structure kit. Either way it will make for an eye catching diorama when completed.



From the world of tiny airplane models, Valom is adding to its line of 1/144th scale WWI aircraft. Actually this looks like a re-boxing. There are two kits in the box, one a Fokker D VII, the other a SPAD XIII. Both planes have been available before but not in



the same box. There isn't much in the way of detail in the cockpit. You do get a seat but not much else. What is out of the norm with these kits is that Valom provides photo-etched wing/landing gear

struts and a rigging diagram. You have to provide your own Opti-visor.



Staying with 1/144th scale for just a moment longer, Eastern Express is releasing a Russian Ilyushin Il-38N. The real aircraft was adapted from the Il-18 and is in service as a maritime reconnaissance/anti-submarine aircraft. The Dolphin is injected molded. Now you can imagine what it is like to be overflowed by a large turboprop.

Croco is a company in Latvia. They generally manufacture 1/72nd scale resin armor kits. This time it's the M76 Otter. This was a amphibious cargo carrier

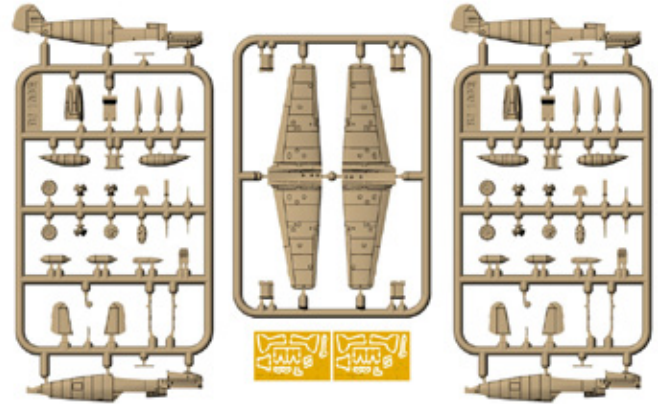


used mainly by the US Marine Corps. What is unusual about this vehicle is that, aside from the drive sprocket and idler wheel, the road wheels on the running gear were actually tires.



Hobby Boss has a number of new goodies headed our way. The one that caught my eye is the 1/48th scale Embraer EMB 312. Hobby Boss released the Super Tucano in 2014 so there may be some commonality among the parts. What might help you decide on whether or not to add this beauty to your stash is that this trainer/ COIN aircraft has been flown by a lot of different countries, some with rather colorful paint schemes.

aircraft. Set one covers Bf109's from the beginning of WWII while set two concentrates on aircraft that flew during the Battle of Britain. With a suggested retail price of \$11.90 USD these kits might just deserve a look.




Go build the your model.

Golzar



Finally, in the it's new to me category, is Armory Models from Western Ukraine with two 1/144th scale injected molded Bf109E sets. These releases have two complete kits in the box and come with photo-etch for the landing gear doors and some cockpit details. There is also an extensive decal sheet with markings for over twelve different





Join International Plastic Modeler's Society / USA

IPMS/USA is dedicated to the hobby (and fun) of Scale Modeling. It was started by Jim Sage, of Dallas, Texas, in 1964. There are now branches of IPMS all over the world. Our Local Regions and Chapters sponsor Model shows and contests every year, but you needn't be a member to visit the shows or attend the club meetings!

With IPMS/USA Membership, you will receive the outstanding IPMS/USA Journal six times a year - it includes features on all modeling subjects such as aircraft, armor, automotive, ships, figures - you name it! You will also find listings of IPMS contests, swap meets, hints and tips, and reviews. Membership also qualifies you to participate in IPMS/USA sanctioned contests, and particularly in our World-famous National Convention, held each summer. As a member, you'll also be able to access our online Discussion Board, where a wide variety of modeling topics are discussed, and enjoy interaction with other serious modelers for help with questions about modeling techniques or the Society in general. Many Hobby Shops and Model Vendors around the USA offer discounts to IPMS/USA Members.

Visit us at: <http://www.ipmsusa.org/>
Join up online at: <http://www.shopipmsusa.org/category-s/100.htm>

For any questions or problems with your membership application/renewal, please contact the IPMS/USA Officer Manager at manager@ipmsusa.org

Applications using payment via Check or Money Order should be printed and mailed to:
IPMS/USA PO Box 56023 St. Petersburg, FL 33732-6023

IPMS/USA MEMBERSHIP FORM	
IPMS No.:	Name: _____
Address: _____	If Renewing _____ First _____ Middle _____ Last _____
City: _____	State: _____ Zip: _____
Phone: _____	E-mail: _____
Signature (required by P.O.) _____	
Type of Membership <input type="checkbox"/> Adult, 1 Year: \$30 <input type="checkbox"/> Adult, 2 Years: \$58 <input type="checkbox"/> Adult, 3 Years: \$86	
<input type="checkbox"/> Junior (Under 18 Years) \$17 <input type="checkbox"/> Family, 1 Year: \$35 (Adult + \$5, One Set Journals) How Many Cards? _____	
<input type="checkbox"/> Canada & Mexico: \$35 <input type="checkbox"/> Other / Foreign: \$38 (Surface) Checks must be drawn on a US bank or international money order	
Payment Method: <input type="checkbox"/> Check <input type="checkbox"/> Money Order	
Chapter Affiliation, (if any): _____	
If Recommended by an IPMS Member, Please List His / Her Name and Member Number:	
Name: _____	IPMS No.: _____
IPMS/USA	PO Box 56023
Join or Renew Online at: www.ipmsusa.org	St. Petersburg, FL 33732-6023

http://www.ipmsusa3.org/uploads/ipms_application_form_2016.pdf